

• **VALVE SUB-ASSEMBLIES & STEMS** •
GUIDELINES

TYPE OF VALVE SUB-ASSEMBLIES & STEMS:

GLOBE | MALE page 2

GLOBE | FEMALE..... page 4

RADIATOR..... page 9

GATE VALVE STEMS..... page 10



If you cannot find your valve sub-assembly or stem in this catalog, please send us a sample. We can have it duplicated for you.

OUR RETURN POLICY

All parts are shipped sealed in a clear plastic bag, so you can examine it carefully upon receipt. If the part is not correct, you can return it for full refund less freight as long as the bag is unopened. Once the bag is opened, the item cannot be returned.

ALFANO PLUMBING PARTS

104-78 Roosevelt Avenue, Corona, New York 11368

TEL: 718.899.6500 • FAX: 718.458.6716

COPYRIGHT

No reproduction either whole or in part, may be made from this catalog without written permission.

www.arpny.com • www.alfanoplumbingparts.com •
www.ceramiccartridges.com

VALVE SUB-ASSEMBLIES: GLOBE | MALE



VSA1001

H= 2-1/32"
MALE 18 TPI
OD= 3/4"



VSA1002

H= 2-9/16"
MALE 16 TPI
OD= 7/8"



VSA1003

H= 2-7/16"
MALE 20 TPI
OD= 13/16"



VSA1004

H= 2-15/32"
MALE 18 TPI
OD= 7/8"



VSA1005

H= 4"
MALE 20 TPI
OD= 3/4"



VSA1006

H= 4"
MALE 20 TPI
OD= 3/4"

VALVE SUB-ASSEMBLIES: GLOBE | MALE



VSA1007

H= 4-3/32"
MALE 16 TPI
OD= 3/4"




VSA1008

H= 2-17/32" 16 TPI
MALE OD= 13/16"




VSA1009

H= 2-3/32" 20 TPI
MALE OD= 7/8"



VSA1011

H= 2-19/32" 18 TPI
MALE OD= 7/8"



VSA1010

H= 4-3/8" 18 TPI
MALE OD= 7/8"

VALVE-SUB ASSEMBLIES: GLOBE | FEMALE



VSA1031

H= 2-19/32" 18 TPI
FEMALE ID= 25/32"



VSA1032

H= 2-9/16" 18 TPI
FEMALE ID= 13/16"



VSA1033

H= 2-1/16" 18 TPI
FEMALE ID= 15/16"



VSA1034

H= 2-17/32" 18 TPI
FEMALE ID= 15/16"



VSA1035

H= 1-31/32" 18 TPI
FEMALE ID= 15/16"



VSA1036

H= 2-1/2" 18 TPI
FEMALE ID= 25/32"

VALVE SUB-ASSEMBLIES: GLOBE | FEMALE



VSA1037

H= 2-1/16" 20 TPI
FEMALE ID= 31/32"



VSA1038

H= 2-1/32" 20 TPI
FEMALE ID= 23/32"



VSA1039

H= 1-27/32" 20 TPI
FEMALE



VSA1040

H= 2-7/16" 20 TPI
FEMALE ID= 31/32"



VSA1041

H= 1-15/16" 20 TPI
FEMALE



VSA1042

H= 3-17/32" 20 TPI
FEMALE

VALVE SUB-ASSEMBLIES: GLOBE | FEMALE



VSA I043

H= 3-1/32" 20 TPI
FEMALE ID= 29/32"



VSA I044

H= 3-1/8" 18 TPI
FEMALE ID= 1-1/8"




VSA I045

H= 3-3/8" 18 TPI
FEMALE ID= 1-1/8"




VSA I046

H= 2-29/32" 20 TPI
FEMALE ID= 1-3/64"



VSA I047

H= 3-5/32" 16 TPI
FEMALE ID= 1-3/64"



VSA I048

H= 3-7/32" 20 TPI
FEMALE ID= 1-1/16"

VALVE SUB-ASSEMBLIES: GLOBE | FEMALE



VSA1049

H= 3-23/32" 20 TPI
FEMALE ID= 1-1/8"



VSA1050

H= 3-5/16" 18 TPI
FEMALE ID= 1-1/8"



VSA1051

H= 3-9/16" 18 TPI
FEMALE ID= 1-15/32"

VALVE SUB-ASSEMBLIES: GLOBE | FEMALE



VSA1053

H= 4-1/4" 18 TPI
FEMALE ID= 1-1/16"



VSA1054


H= 4-1/4" 18 TPI
FEMALE ID= 1-3/32"



VSA1052


H= 5-7/32" 20 TPI
FEMALE ID= 1-1/8"

RADIATOR VALVE SUB-ASSEMBLIES



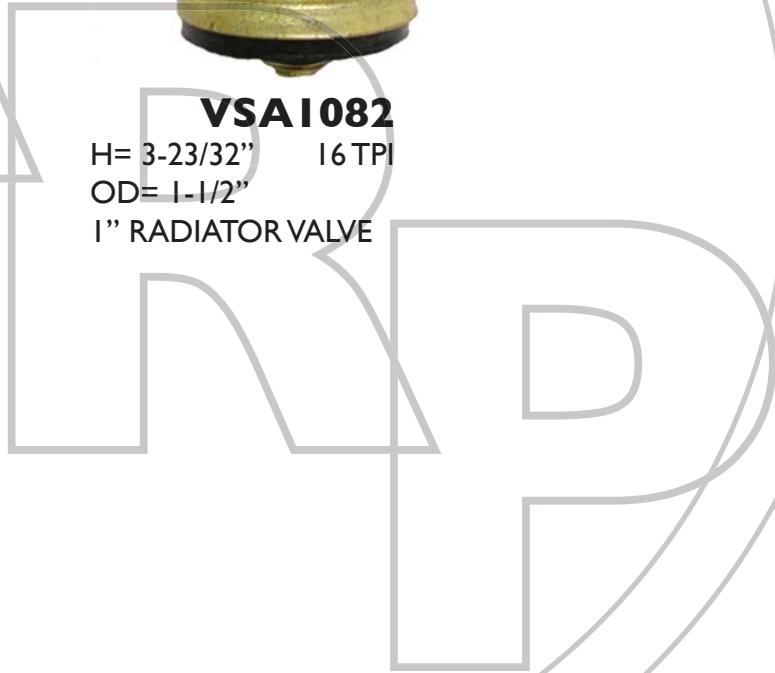
VSA1081

H= 3-7/8" 16 TPI
OD= 1-15/16"
1-1/4" RADIATOR VALVE




VSA1082

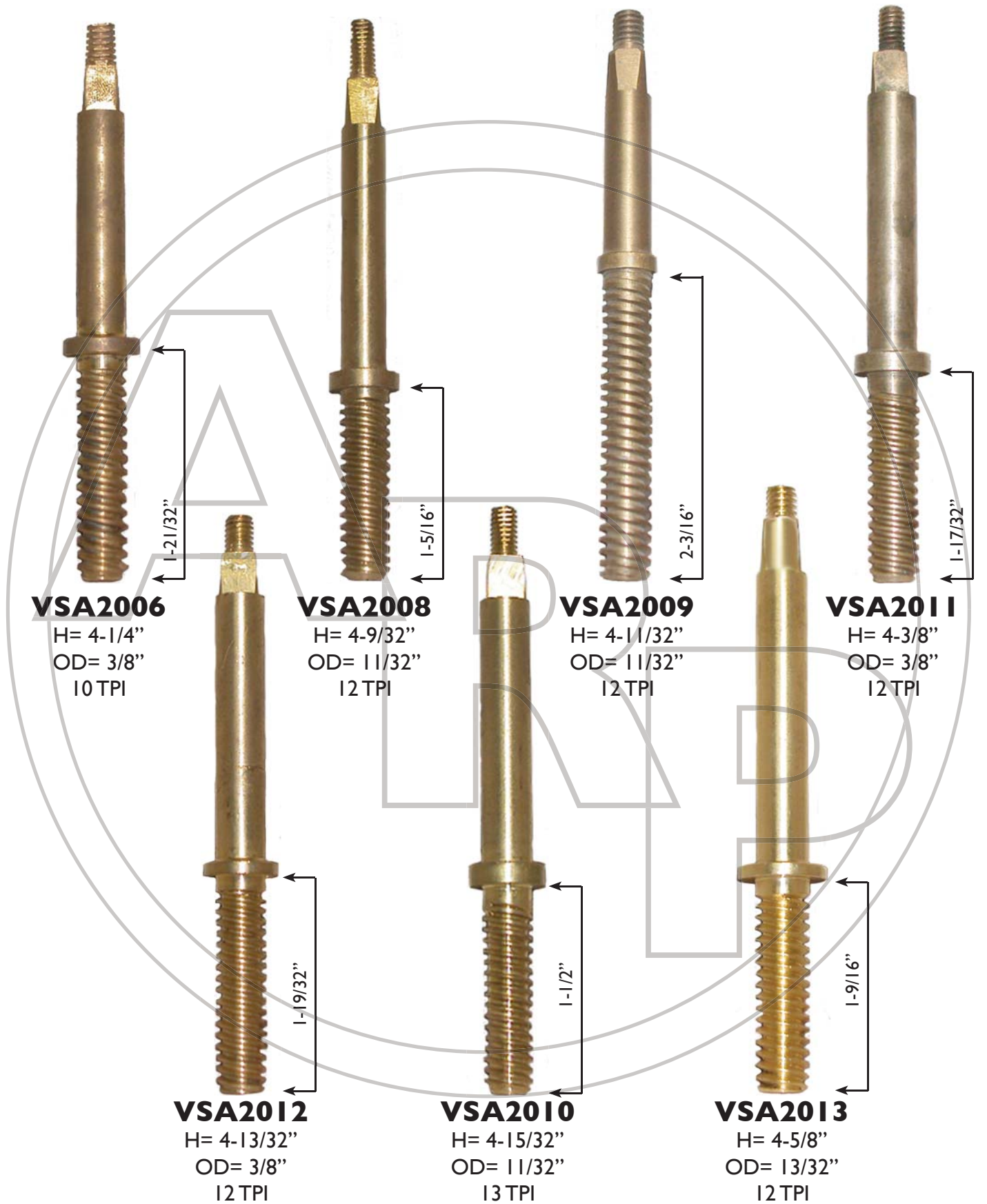
H= 3-23/32" 16 TPI
OD= 1-1/2"
1" RADIATOR VALVE



GATE VALVE STEMS




GATE VALVE STEMS



GATE VALVE STEMS



GATE VALVE STEMS



VARIOUS SIZES AVAILABLE:
1/2" INCH
3/4" INCH
1" INCH
WHILE SUPPLIES LAST

2-21/32"

VSA1110
H= 5-7/32"
OD= 7/16"
12 TPI

VSA1113
H= 3-1/64"
(1/2" INCH SAMPLE
PICTURED ABOVE)